

TURTI AND ANIMAL ACTION WEEK

Cuadernillo de lectura y actividades

Nombre: _____ Fecha: _____



Lee el cómic, responde, completa y dibuja.

Contenidos: animals, can/can't, have got / haven't got, habitats, suggestions and values.

Cómo usar este cuadernillo

1. Leed primero la página del cómic.
2. Repetid en voz alta las frases importantes.
3. Haced la hoja de actividades justo después.
4. Trabajad solo 15-20 minutos por sesión.
5. Al final, repasad y entregad el diploma.

Consejo: haced siempre preguntas cortas en inglés: Can parrots fly? Have zebras got stripes? Where do penguins live?

TURTI AND ANIMAL ACTION WEEK



Activity 1 - Comic page 1

A. Vocabulary

monkey, lion, parrot, zebra, school, animals

B. Read and answer

1. Who is the main character?
2. What animals can Turti see?
3. Does Turti like animals?

C. Complete

1. Turti says: I love _____.
2. Parrots can _____.
3. Lions can _____.

D. Say and draw

Say:

Shall we learn about animals? - Yes, that sounds great!

Draw / write:

Draw Turti at school and write: I love animals.

WHAT CAN ANIMALS DO?



Activity 2 - Comic page 2

A. Vocabulary

zoo, monkey, parrot, penguin, lion, climb, fly, swim, run

B. Read and answer

1. Can monkeys climb?
2. Can parrots fly?
3. Can penguins fly?

C. Complete

1. Yes, monkeys _____.
2. Parrots can fly, but they can't _____.
3. Penguins can _____.

D. Say and draw

Say:

Can lions run? - Yes, they can.

Draw / write:

Draw one animal from the zoo and write what it can do.

ANIMAL PARTS



Activity 3 - Comic page 3

A. Vocabulary

spots, stripes, feathers, wings, tail, legs, leopard, snake

B. Read and answer

1. Have leopards got spots?
2. Have zebras got stripes?
3. Have snakes got legs?

C. Complete

1. Parrots have got feathers and _____.
2. Snakes haven't got _____.
3. Animals have got different _____.

D. Say and draw

Say:

Have parrots got wings? - Yes, they have.

Draw / write:

Choose an animal and write two parts it has got.

WHERE DO THEY LIVE?



Activity 4 - Comic page 4

A. Vocabulary

ocean, jungle, grassland, desert, habitat, penguin, monkey, snake

B. Read and answer

1. Where do penguins live?
2. Where do monkeys live?
3. Where do some snakes live?

C. Complete

1. Penguins live in the _____.
2. Monkeys live in the _____.
3. Some snakes live in the _____.

D. Say and draw


Say:

Where do zebras live? - They live in grassland.

Draw / write:

Draw your favourite habitat and write its name.

LET'S MAKE A POSTER!



Activity 5 - Comic page 5

A. Vocabulary

poster, rhino, grassland, tail, run, danger

B. Read and answer

1. Shall we make a poster about rhinos?
2. Where do rhinos live?
3. Are rhinos in danger?

C. Complete

1. These are _____.
2. They live in _____.
3. They can _____.

D. Say and draw




Say:

Shall we make a poster? - Yes, that sounds great!

Draw / write:

Make a mini poster about one animal.

SAVE OUR ANIMALS!



Activity 6 - Comic page 6

A. Vocabulary

protect, animals, habitats, class, poster, help

B. Read and answer

1. What is the poster about?
2. What must we protect?
3. What does Turti say at the end?

C. Complete

1. We must protect animals and _____.
2. Appreciate all _____.
3. Let's save our _____.

D. Say and draw

Say:

What must we do? - We must protect animals and habitats.

Draw / write:

Write one rule: Be kind to animals.

DIPLOMA

Animal Hero Award



This diploma is for:

for reading, speaking and learning with Turti.

Teacher / Family: _____

Date: _____

CHULETA FINAL

Traducción del cómic

Page 1

Hello! I'm Turti. I love animals! - ¡Hola! Soy Turti. ¡Me encantan los animales!
Look! Monkeys, lions, parrots and zebras! - ¡Mira! Monos, leones, loros y cebras.
Shall we learn about animals? - ¿Aprendemos sobre los animales?
Yes, that sounds great! - ¡Sí, suena genial!
Parrots can fly. Lions can run. - Los loros pueden volar. Los leones pueden correr.
Come on! Let's save our animals! - ¡Vamos! ¡Salvemos a nuestros animales!

Page 2

Look, Turti! This is the zoo. - ¡Mira, Turti! Este es el zoo.
Wow! I can see many animals! - ¡Guau! ¡Puedo ver muchos animales!
Can monkeys climb? - ¿Pueden trepar los monos?
Yes, they can. - Sí, pueden.
Can parrots fly? - ¿Pueden volar los loros?
Yes, they can. But they can't swim. - Sí, pueden. Pero no pueden nadar.
Can penguins fly? - ¿Pueden volar los pingüinos?
No, they can't. They can swim. - No, no pueden. Pueden nadar.
Lions can run! Animals are amazing! - ¡Los leones pueden correr! ¡Los animales son increíbles!

Page 3

Have leopards got spots? - ¿Tienen manchas los leopardos?
Yes, they have. - Sí, las tienen.
Have zebras got stripes? - ¿Tienen rayas las cebras?
Have parrots got feathers and wings? - ¿Tienen plumas y alas los loros?
Have snakes got legs? - ¿Tienen patas las serpientes?
No, they haven't. - No, no las tienen.
Animals have got different parts! - ¡Los animales tienen partes diferentes!

Page 4

Where do penguins live? - ¿Dónde viven los pingüinos?
They live in the ocean. - Viven en el océano.
Monkeys live in the jungle. Parrots live in the jungle too. - Los monos viven en la jungla. Los loros también viven en la jungla.
Lions live in grassland. Zebras live in grassland too. - Los leones viven en la pradera. Las cebras también viven en la pradera.
Some snakes live in the desert. - Algunas serpientes viven en el desierto.
We must protect every habitat! - ¡Debemos proteger cada hábitat!

Page 5

Shall we make a poster about rhinos? - ¿Hacemos un póster sobre rinocerontes?
Yes, that sounds great! - ¡Sí, suena genial!
Look! Here is a rhino picture. - ¡Mira! Aquí hay una imagen de un rinoceronte.
These are rhinos. They live in grassland. They've got a tail. They can run. - Estos son rinocerontes. Viven en la pradera. Tienen cola. Pueden correr.
They are in danger. - Están en peligro.
Let's help the rhinos! - ¡Ayudemos a los rinocerontes!
Our poster is ready! - ¡Nuestro póster está listo!

Page 6

This is our poster. It's about rhinos. - Este es nuestro póster. Trata sobre rinocerontes.
They can run. They've got a tail. - Pueden correr. Tienen cola.
Rhinos live in grassland. - Los rinocerontes viven en la pradera.
We must protect animals and habitats! - ¡Debemos proteger los animales y los hábitats!
Appreciate all animals! - ¡Aprecia a todos los animales!
Let's save our animals! - ¡Salvemos a nuestros animales!

CHULETA FINAL

Soluciones de las hojas de trabajo

Nota: en los apartados de dibujo y escritura, las respuestas pueden variar. Aquí tienes un modelo.

Activity 1

- B. 1) Turti. 2) Monkeys, lions, parrots and zebras. 3) Yes, he does.
- C. 1) animals 2) fly 3) run
- D. Modelo: I love animals.

Activity 2

- B. 1) Yes, they can. 2) Yes, they can. 3) No, they can't.
- C. 1) can climb 2) swim 3) swim
- D. Modelo: Parrots can fly. / Lions can run.

Activity 3

- B. 1) Yes, they have. 2) Yes, they have. 3) No, they haven't.
- C. 1) wings 2) legs 3) parts
- D. Modelo: Zebras have got stripes. / Parrots have got wings.

Activity 4

- B. 1) They live in the ocean. 2) They live in the jungle. 3) They live in the desert.
- C. 1) ocean 2) jungle 3) desert
- D. Modelo: Grassland / jungle / ocean / desert.

Activity 5

- B. 1) Yes. 2) They live in grassland. 3) Yes, they are.
- C. 1) rhinos 2) grassland 3) run
- D. Modelo: These are rhinos. They live in grassland. They can run.

Activity 6

- B. 1) It is about rhinos. 2) Animals and habitats. 3) Appreciate all animals!
- C. 1) habitats 2) animals 3) animals
- D. Modelo: Be kind to animals.